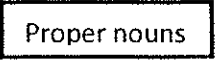




Annotating the Text: Guidelines and Strategies to follow...

Directions: Whenever you read a text, use these strategies to help remind you of what you have read. Remember to make short notes (like you would in a text message to a friend) on the margin **whenever** you make a mark on the text.

 Proper nouns	Put a box around all new characters or proper nouns
	Circle all words you don't know and then go look it up or define it by using context clues!
<u>Important Details</u>	Underline important details you find in the text. Anything you underline must be referenced/commented on in the margin (note why you underlined it!)
	If it is a long section that you want to underline, use a straight vertical line next to the section instead.
[Main Idea]	Use brackets to identify the main idea of each section/paragraph and paraphrase the main idea in the margin
☺ LOL	Use smiley faces or text message speak to help identify your feelings/reflection on something
????	Put a questions mark next to anything that confused you and note your question
W/C (+)(-)	Put a "w/c" above any meaningful word choice and label it (+) positive or (-) negative
☆	Put a star wherever you find evidence that you may later cite
⇒	Put a double arrow next to any key term that is being defined for you
	Squiggly lines under figurative language/literary devices; then identify the type