

Como Agua Para Chocolate
Essay Prompts

Analysis Essay Choose one of the following prompts to respond to in Spanish in an analysis essay for the book Como Agua Para Chocolate by Laura Esquivel.

- 1. Discuss the role of magical realism in the novel.**
Magical realism allows Esquivel to join the ordinary and the supernatural. It imbues her work with fantasy but also enhances the use of metaphor and symbolism. Instead of suggesting that everyone has a fire within, magic realism permits that idea that every character literally has a matchbook within him or her that can be lit aflame. Magic realism elevates the figurative language of the work into literal occurrence.
- 2. Discuss the relationship between smells and memories in the novel.**
Smells from food and nature remind many characters of their joyful or painful pasts. The smell of roses reminds Juan Alejandrez of the day he first met Gertrudis, and the smell of Ox-tail soup reminds Tita of Nacha. Through smells, as through food, characters are able to access their hidden memories.
- 3. Explain the significance of food in the novel. How does it affect characters' behaviors?**
Food frequently has the power of changing characters' emotions and affecting their behaviors. Tita often conveys her powerful emotions to others through her cooking as in the instance when she shares her feeling of longing through Rosaura and Pedro's wedding cake. Likewise, food also has the ability to heal. Inevitably, cooking always reminds Tita of Nacha, the surrogate mother from whom she inherited all the recipes.
- 4. How are the characters affected by the war? Does the war play a primary or secondary role in the novel?**
The war is frequently a harbinger of bad news in the work. It claims more than one life and causes random inconveniences throughout the novel. However, the war never assumes a truly primary role in the characters' lives even though Gertrudis becomes a General in the Revolutionary Army. Rather, the war exists almost exclusively as background with indirect references. No dates, little context, and few names are provided to sufficiently describe it.
- 5. How do Tita's feelings towards Mamá Elena evolve?**
Until Mamá Elena dies, Tita considers her to be a "castrating mother," one who is too rigid and who inhibits the happiness of others. After discovering Mamá Elena's forbidden lover José Treviño Tita begins to understand the women better. However, when Mamá Elena's ghost returns and continues to haunt Tita she finally expresses her hate for her mother and casts her spirit away.
- 6. Discuss Elena's role as a mother.**
Mamá Elena is a powerful matriarch. She lives by tradition and strictly reinforces the rules of the ranch. Mamá Elena's lack of compassion drives many away from her including some of her daughters. Nevertheless, Mamá Elena reveals from the well-meaning intentions of her harshness when she defends Chenchá from the ravaging bandits. In a way, she is only trying to protect her daughters.
- 7. Discuss the structure of the novel. Why does Esquivel decide to begin each chapter with a recipe.**
The structure of the work models both a diary and the cookbook Tita leaves behind for Esperanza. The structure fuses life and food in the same way that they are joined in Tita's life. Beginning each chapter with a recipe reinforces that the food is just as central as, if not more central than, the actions that follow.

8. Compare the love Tita feels for Dr. Brown and the love she feels for Pedro.

Tita frequently remarks that Dr. Brown makes her feel at peace and stable. However, she feels intense heat whenever Pedro touches her or looks her way. Dr. Brown represents a practical and safe love while Pedro excites and unchecked passion in Tita.

9. Explain the significance of tradition in the work.

Tradition both releases and curses the characters in Esquivel's work. Tradition tragically keeps Tita from marrying the love of her life, yet tradition also gives Tita one of her greatest pleasure in life, cooking. Tita shares the cooking tradition that she inherits from Nacha through her cookbook. It passes through generations of De la Garza women and at last finds its way to use, the readers, through Esquivel's work.

10. Discuss the role of gender in the novel.

The 3 De La Garza sisters possess different personalities. By tracing their trajectories through the course of the novel, discuss the way sisters embody a female stereotype. What statement might the author be making through these types of options in the lives of women? What does the novel tell us about the domestic life of women? In your opinion is Tita a strong female figure and/or a feminist character?

My essay prompt: _____

Ideas:

-
-
-
-
-
-
-
-
-

Como Agua Para Chocolate

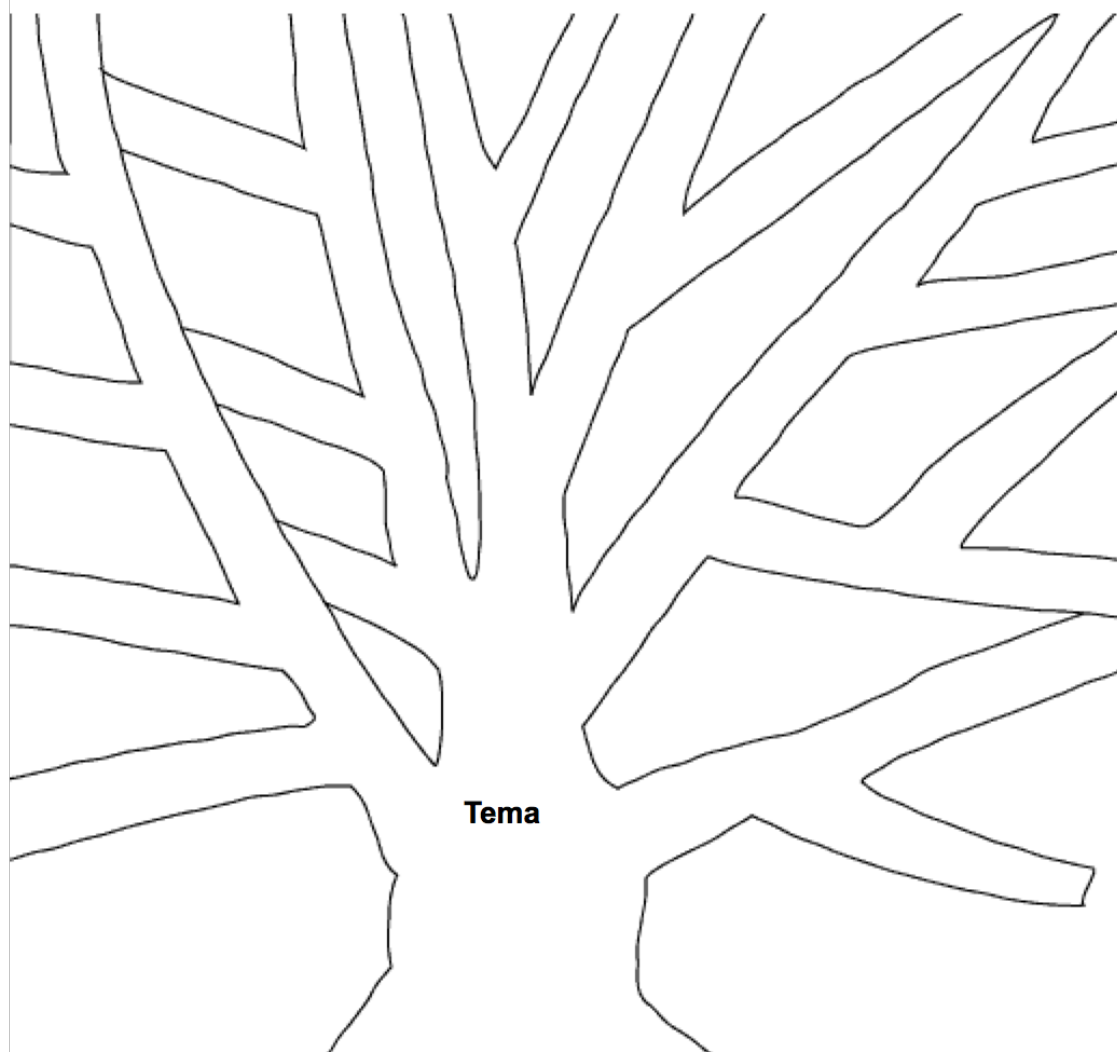
Rúbrica de Análisis Ensayo

	Distinguished 4	Proficient 3	Developing 2	Needs Improvement 1
Length	Student has an essay response of 3-4 pages, double-spaced and essay is typed.	Student has an essay response of 2 ^{1/2} -3 pages, double-spaced and essay is typed.	Student has an essay response of 2 pages, double-spaced and essay is either typed or hand-written.	Student has an essay response of 1 pages, double-spaced and essay is either typed or hand-written.
Information	Student responds to every part of the prompt in their essay and well as discusses the ideas included in the description for the prompt. Ideas are elaborated with much detail.	Student responds to every part of the prompt in their essay and well as discusses the ideas included in the description for the prompt.	Student responds to only parts of the prompt in their essay and only discusses a few of the ideas included in the description for the prompt.	Student responds minimally to the prompt in their essay does not address the ideas that are included in the description for the prompt.
Evidence	Student includes 3-4 quotes from the reading that support their ideas and explain the importance of the quote in relation to the prompt.	Student includes 2-3 quotes from the reading that support their ideas and explain the importance of the quote in relation to the prompt.	Student includes 2 quotes from the reading that support their ideas and but does not explain the importance of the quote in relation to the prompt.	Student includes 1 quotes from the reading that support their ideas and but does not explain the importance of the quote in relation to the prompt.
Figuras Literarias	Student includes the importance of literary devices (figuras literarias) to support their ideas in two more arguments. Símil, metáfora, realismo mágico.	Student includes the importance of literary devices (figuras literarias) to support their ideas in two of their arguments. Símil, metáfora, realismo mágico.	Student includes the importance of literary devices (figuras literarias) to support their ideas in one of their arguments. Símil, metáfora, realismo mágico.	Student tries to include the importance of literary devices (figuras literarias) to support their ideas in one of their arguments. Símil, metáfora, realismo mágico.
Organization	Ideas and evidence are effectively organized in a meaningful manner to respond to the prompt that demonstrate a higher order of thinking an analysis.	Ideas and evidence are organized in a meaningful manner to respond to the prompt that demonstrate a higher order of thinking an analysis. Some ideas need clarification.	Ideas and evidence could be better organized or clarified to respond to the prompt. The lack of organization impedes readers ability to think higher or comprehend the analysis.	Ideas and evidence are organized sporadically. At times, the reader is unable to follow the purpose of the argument in the essay.

Step 1: Brainstorm

Diagrama de árbol (Tree Chart)

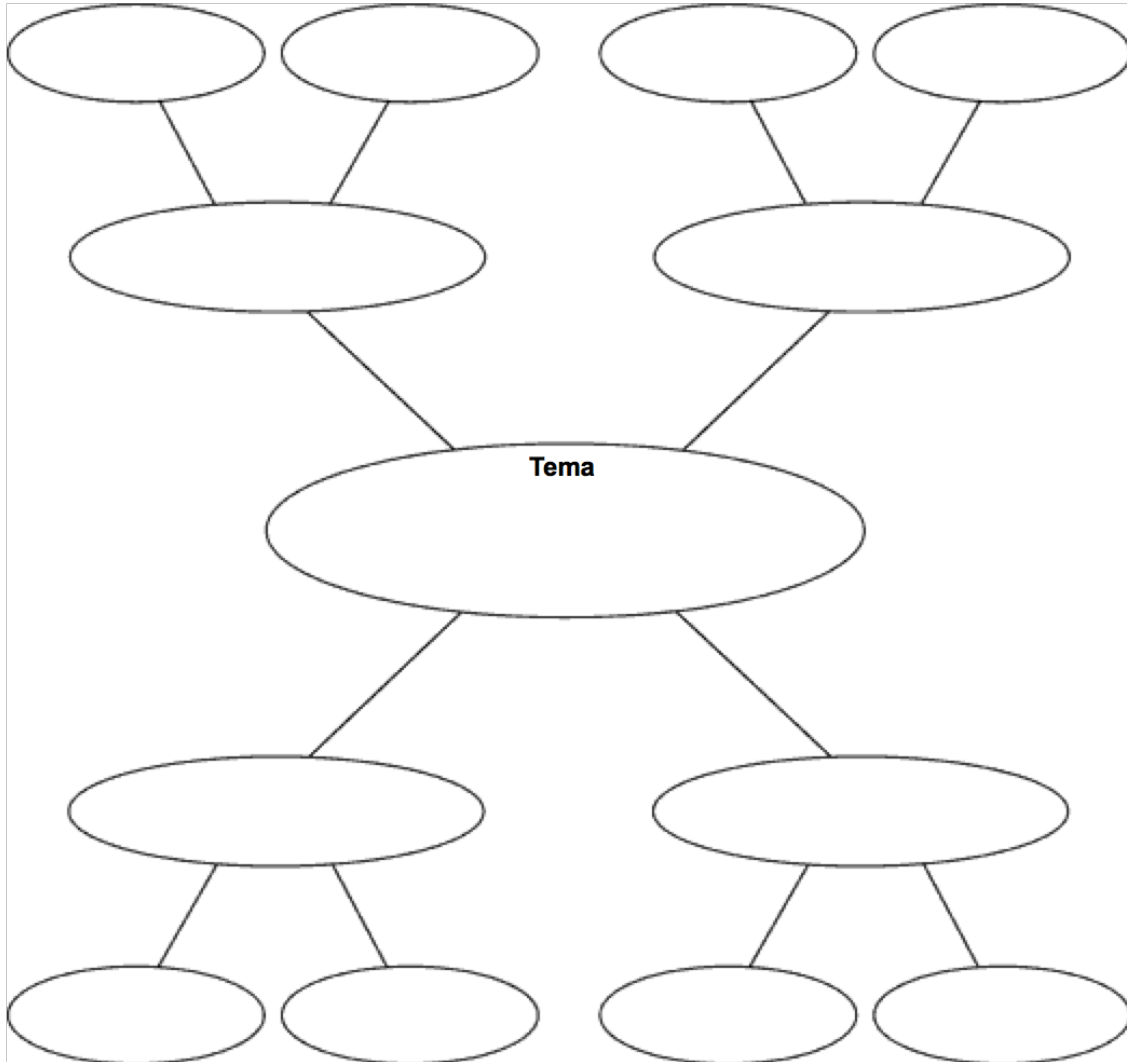
Escribe los detalles en las ramas.



Step 1.5: Brainstorm/Outline

Mapa de ideas 1 (Cluster/Word Web 1)

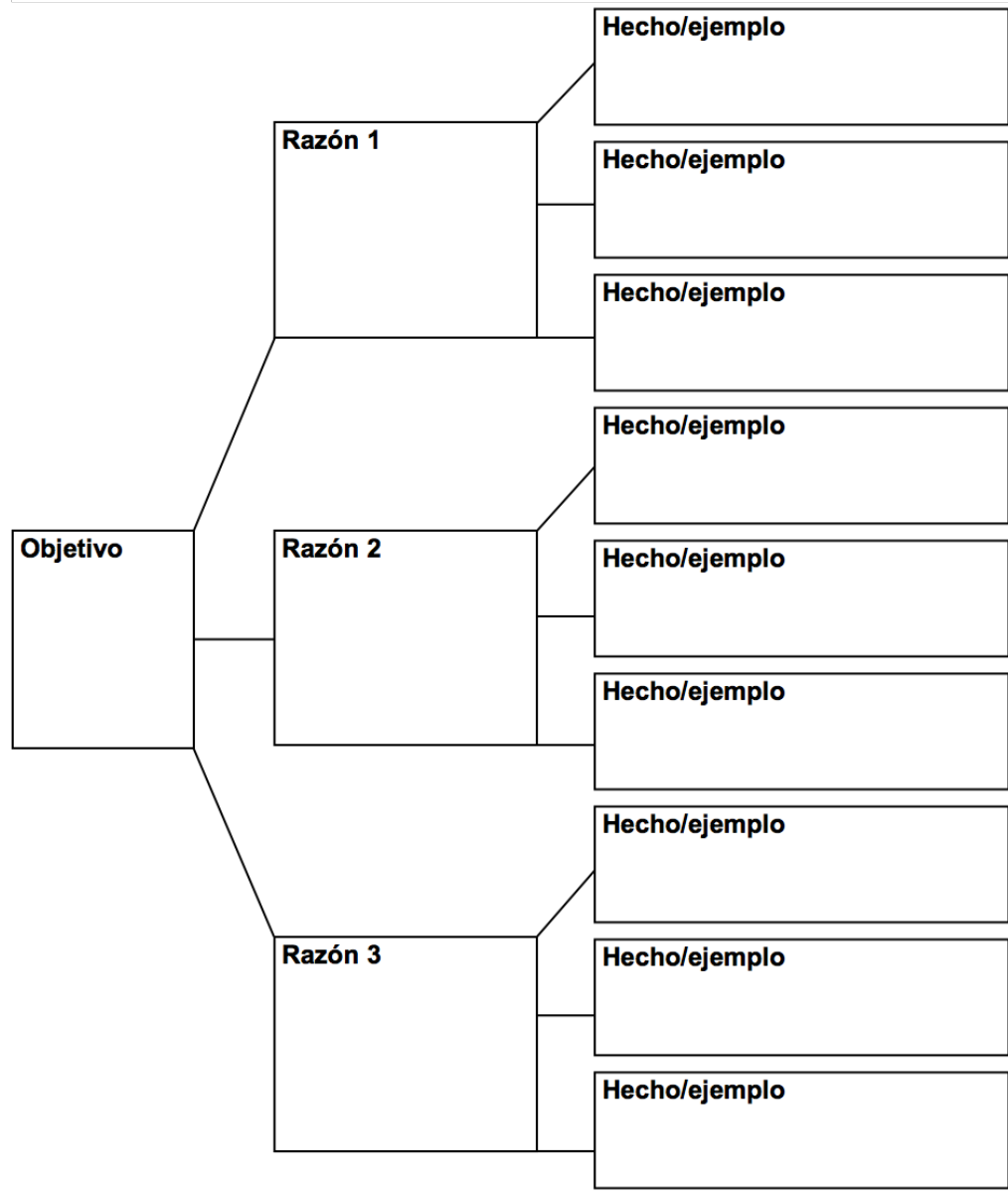
Escribe el tema en el círculo del centro y los detalles en los círculos más pequeños. Dibuja más círculos según los necesites.




Step 2: Outline

Tabla de persuasión (Persuasion Map)

Escribe tu objetivo en el primer recuadro. Escribe tres razones en los siguientes recuadros. Escribe hechos y ejemplos en los últimos recuadros.





Step 4: Modifying

- _____ Leer lo que has escrito de nuevo.
- _____ Reorganizar palabras, oraciones, párrafos o ideas.
- _____ Quitar o agregar partes.
- _____ Reemplazar palabras excesivas o palabras poco claras
- _____ Leer su cuento en voz alto para asegurar que tiene 'flow'.
- _____ Repasar la rúbrica

Step 5: Revising

- _____ Oraciones completas
- _____ Ortografía, mayúsculas, puntuación
- _____ Cambiar palabras que no son utilizados correctamente

Step 6: Publishing

- _____ Teclar/Reescribirlo correctamente y claramente.
- _____ Poner un título
- _____ Poner tu nombre, fecha, clase